



**European
Reference
Network**

for rare or low prevalence
complex diseases




Network

Hepatological Diseases
(ERN RARE-LIVER)

Registration Guide
for the
Clinical Patient Management System (CPMS)
Full Access (ERN Full Members, Affiliated Partners)

1. Create an EU-Login: <https://cpms.ern-net.eu/login/>

 European Reference Networks | ERN

Clinical Patient Management System (CPMS)

IT Platform for Clinical Consultations between ERN Members

The CPMS aims at supporting ERNs in improving the diagnosis and treatment of rare or low prevalence complex diseases across national borders of Member States in Europe.

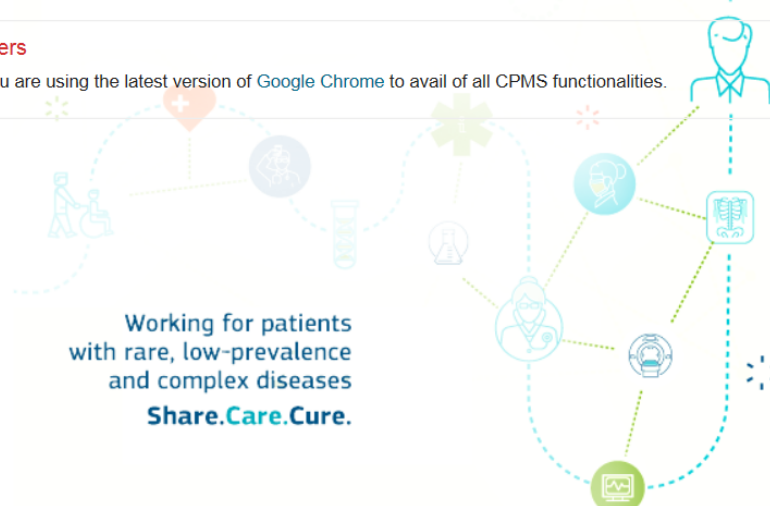
The CPMS is a secure Software as a Service (SaaS) that enables health professionals to enroll patients using comprehensive data models. Health professionals can use the CPMS to collaborate actively and share patient within and across ERNs.

The CPMS is supported by Virtual Communication Tools and DICOM viewers to facilitate the interaction between clinicians. Reporting tools are among the functionality of the system to seamlessly empower users to generate reports of interest for administrative and clinical purposes.

The site may change as we endeavour to incorporate suggestions from our Clinical Advisors, particularly in the area of Graphics and Reporting.

Supported Browsers

Please make sure you are using the latest version of [Google Chrome](#) to avail of all CPMS functionalities.



Working for patients with rare, low-prevalence and complex diseases
Share.Care.Cure.

Secure Login

You can Login to the CPMS ERN through the EU Login Authentication Service.

Login via EU Login

To use non-eulogin users, [click here](#) (test only).

- Video: [Getting Set-Up and Logged In to CPMS](#)
- Only ERN members and ERN guest users can be authorised users of the CPMS.
- To access the CPMS, you need to have an EU login. To create an EU login, [click here](#).
- To request authorisation to use the CPMS, [click here](#).
- To request access to the ERN Collaborative Platform (ECP) to exchange non clinical data with the other members of your ERN, [click here](#).
- For more information on the European Reference Networks, please visit [ec.europa.eu](#).

Help & Support

If you have any queries, ideas, suggestions, or need help with an issue please contact ERN-CPMS via email at Sante-ERN-CPMS-itsupport@ec.europa.eu.

1. Create an EU-Login: Enter your data

[Help for external users](#)

First name

Last name

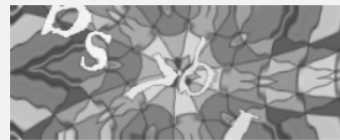
E-mail

Confirm e-mail

E-mail language

Enter the code



☐ By checking this box, you acknowledge that you have read and understood the [privacy statement](#)

Create an account

<https://cpms.ern-net.eu/login/>




The CPMS aims at supporting ERNs in improving the diagnosis and treatment of rare or low prevalence complex diseases across national borders of Member States in Europe.

The CPMS is supported by Virtual Communication Tools and DICOM viewers to facilitate the interaction between clinicians. Reporting tools are among the functionality of the system to seamlessly empower users to generate reports of interest for administrative and clinical purposes.

Supported Browsers

Please make sure you are using the latest version of [Google Chrome](#) to avail of all CPMS functionalities.



You can Login to the CPMS ERN through the EU Login Authentication Service.

[To use non-eulogin users, click here \(test only\).](#)

- **Video: Getting Set-Up and Logged In to CPMS**
- Only ERN members and ERN guest users can be authorised users of the CPMS.
- To access the CPMS you need to have an EU login. To create an EU login, [click here](#).
- To request authorisation to use the CPMS, [click here](#).
- To request access to the ERN Collaborative Platform (ECP) to exchange non clinical data with the other members of your ERN, [click here](#).
- For more information on the European Reference Networks, please visit ec.europa.eu.

If you have any queries, ideas, suggestions, or need help with an issue please contact ERN-CPMS via email at Sante-ERN-CPMS-itsupport@ec.europa.eu.

2. Request access to CPMS: Select the CPMS application

The screenshot displays the 'Saas - Authorization System' interface. At the top, there is a header with the European Commission logo and the text 'Saas - Authorization System'. Below this, a breadcrumb trail reads 'European Commission > DG Health and Food Safety > Saas'. The main content area features a navigation bar with 'Home' and 'Request access' (the latter is circled in red). To the right of 'Request access' is a link for 'User Data details'. Below the navigation bar, there is a section titled 'Select an application' with a dropdown menu. A red arrow points to the dropdown arrow, and another red arrow points to the right, indicating the selection process. A red circle highlights the 'CPMS' option in the dropdown list. The dropdown list includes the following applications: AAC, AAC - Food Fraud, BP-Portal, Cosmetic Products Notification Portal, Cosmetic Products Notification Portal (readonly), CPMS, EIPAH, Eucy reporting, EUCoding, European Reference Networks, EUROPHYT, Food Labelling Information System, Food System - CAP, FOREMATIS, Heads of Food Agencies, Health Policy Forum, Heidi Wiki, Heli, IDB, Lucs, manif, mhc, MISDOC, Online Dispute Resolution, Plant Protection Products, Rapid Alert for Tissues and Cells, Ras-Chem, RASFF, and SANTE Data Collection Platform.

European Commission

Saas - Authorization System

European Commission > DG Health and Food Safety > Saas

Home

Request access

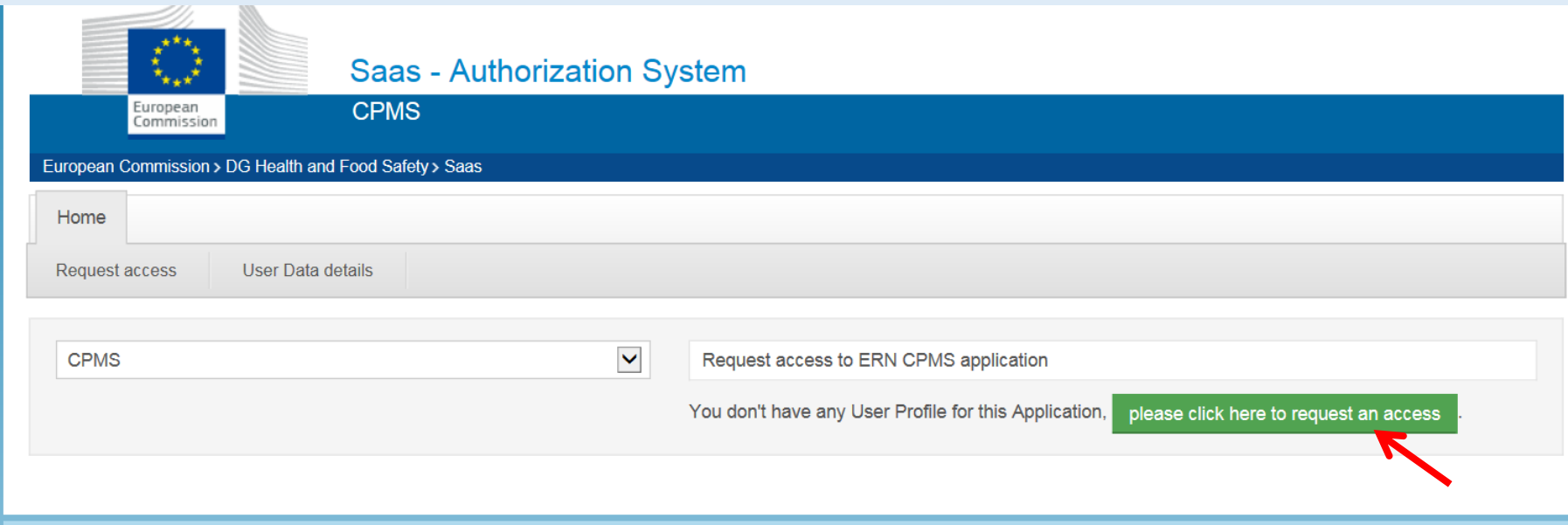
User Data details

Select an application

Select an application

- AAC
- AAC - Food Fraud
- BP-Portal
- Cosmetic Products Notification Portal
- Cosmetic Products Notification Portal (readonly)
- CPMS
- EIPAH
- Eucy reporting
- EUCoding
- European Reference Networks
- EUROPHYT
- Food Labelling Information System
- Food System - CAP
- FORMATIS
- Heads of Food Agencies
- Health Policy Forum
- Heidi Wiki
- Heli
- IDB
- Lucs
- manif
- mhc
- MISDOC
- Online Dispute Resolution
- Plant Protection Products
- Rapid Alert for Tissues and Cells
- Ras-Chem
- RASFF
- SANTE Data Collection Platform

2. Request access to CPMS: Select the CPMS application



European Commission

Saas - Authorization System

CPMS

European Commission > DG Health and Food Safety > Saas

Home

Request access User Data details

CPMS











































Request access to ERN CPMS application

You don't have any User Profile for this Application, [please click here to request an access](#).

2. Request access to CPMS: Select organization (our ERN)

1 Select application 2 **Select organisation** 3 Select access profile 4 Recap and Submission

/

	Open	BOND - Bone Disorders	Details 
	Open	COVID-19	Details 
	Open	CRANIO - Craniofacial anomalies and ear, nose and throat disorders	Details 
	Open	ERKNet - Kidney Diseases	Details 
	Open	ERN-EYE - Eye Diseases	Details 
	Open	ERN-LUNG - Respiratory Diseases	Details 
	Open	ERN-RND - Neurological Diseases	Details 
	Open	ERN-SKIN - Skin Disorders	Details 
	Open	ERNICA - Inherited and Congenital Anomalies	Details 
	Open	EURACAN - Adult Cancers	Details 
	Open	EURO-NMD - Neuromuscular Diseases	Details 
	Open	Endo-ERN - Endocrine Conditions	Details 
	Open	EpiCARE - Epilepsies	Details 
	Open	EuroBloodNet - Hematological Diseases	Details 
	Open	GENTURIS - Genetic Tumour Risk Syndromes	Details 
	Open	GUARD-HEART - Heart Diseases	Details 
	Open	ITHACA - Intellectual Disability and Congenital Malformations	Details 
	Open	MetabERN - Hereditary Metabolic Disorders	Details 
	Open	PaedCAN - Paediatric Cancer	Details 
	Open	RARE-LIVER - Hepatological Diseases	Details 
	Open	RITA - Immunodeficiency, Autoinflammatory and Autoimmune Diseases	Details 

2. Request access to CPMS: Select your country

1 Select application 2 **Select organisation** 3 Select access profile 4 Recap and Submission

← Up / RARE-LIVER - Hepatological Diseases

Open	Austria	Details
Open	Belgium	Details
Open	Bulgaria	Details
Open	Croatia	Details
Open	Cyprus	Details
Open	Czech Republic	Details
Open	Denmark	Details
Open	Estonia	Details
Open	Finland	Details
Open	France	Details
Open	Germany	Details
Open	Greece	Details
Open	Hungary	Details
Open	Iceland	Details
Open	Ireland	Details
Open	Italy	Details
Open	Latvia	Details
Open	Liechtenstein	Details
Open	Lithuania	Details
Open	Luxembourg	Details
Open	Malta	Details

Select your country

2. Request access to CPMS: Select your Institution

New application access

1 Select application **2 Select organisation** 3 Select access profile 4 Recap and Submission

*Organisations

25 records per page Search:

← Up / RARE-LIVER - Hepatological Diseases / Germany

<input type="radio"/> 0000 Guest Access	Details ➤
<input type="radio"/> DE05 - Medizinische Hochschule Hannover	Details ➤
<input type="radio"/> DE18 - Universitätsklinikum des Saarlandes	Details ➤
<input type="radio"/> DE22 - Universitätsklinikum Tübingen	Details ➤
<input type="radio"/> DE29 - Uniklinik RWTH Aachen	Details ➤
<input checked="" type="radio"/> DE40 - Universitätsklinikum Hamburg-Eppendorf	Details ➤

Showing 1 to 6 of 6 entries

« 1 »

Organisation marked with (request submitted) can already be used to request access.

← Step 1 : select an application Cancel Step 3 : select an access profile →

Select your institution

1.

2.

2. Request access to CPMS: Select access profile

Request access User Data details

The Commission shall process personal data information pursuant to Regulation 45/2001 EC on the protection of individuals with regard to the processing of personal data by the Community institutions and bodies and on the free movement of such data.

New application access

1 Select application 2 Select organisation **3 Select access profile** 4 Recap and Submission

*Access Profile

Name	Status	Description
<input type="checkbox"/> Coordinator		handles requests for assistance from ERN and has access to KPIs
<input type="checkbox"/> Dispatcher		handles requests for assistance on behalf of Coordinator
<input checked="" type="checkbox"/> HP		healthcare professional available to participate in or lead panels
<input type="checkbox"/> Researcher		can create or consult queries or reports on the anonymised data from the ERN

← Step 2 : select an organisation Cancel Step 4 : type a comment →

Only select 'HP'

1.

2.

2. Request access to CPMS: Submit the request

European Commission CPMS

European Commission > DG Health and Food Safety > Saas

Home

Request access User Data details

The Commission shall process personal data information pursuant to Regulation 45/2001 EC on the protection of individuals with regard to the processing of personal data by the Community institutions and bodies and on the free movement of such data.

New application access

1 Select application 2 Select organisation 3 Select access profile 4 **Recap and Submission**

Summary

Application	CPMS
Organisation	DE40 - Universitätsklinikum Hamburg-Eppendorf
Access Profile	HP

Comments

Before submitting

A request to get access to an application will be validated by the administrators, this is a manual process and can take a few days.

← Step 3 : select an access profile


Cancel

Submit request access

- ! Once you have submitted the request it will take about **2-3 days** until your request has been **approved** and your account has been **activated**.
- ! For CPMS login you will be asked for **3-factor authentication** (e.g. email + password + SMS). This kind of identity management checks if the account is related to a real person and not to a robot.
- ! If you are using authentication by SMS, please note: In order for the CPMS to 'know' you, you have to **enter your mobile phone number in your EU-account**; please go back to the login page:

<https://cpms.ern-net.eu/login/>

3. Complete the Login process: Add your mobile phone number

 European Reference Networks | ERN

Clinical Patient Management System (CPMS)

IT Platform for Clinical Consultations between ERN Members

The CPMS aims at supporting ERNs in improving the diagnosis and treatment of rare or low prevalence complex diseases across national borders of Member States in Europe.

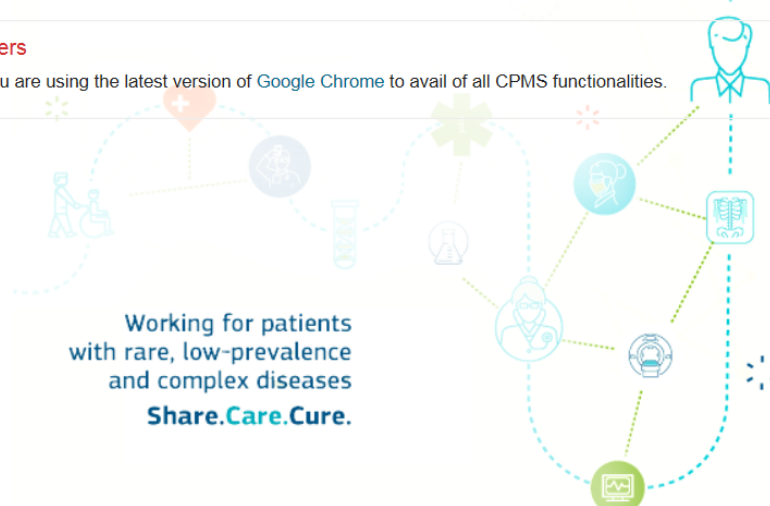
The CPMS is a secure Software as a Service (SaaS) that enables health professionals to enroll patients using comprehensive data models. Health professionals can use the CPMS to collaborate actively and share patient within and across ERNs.

The CPMS is supported by Virtual Communication Tools and DICOM viewers to facilitate the interaction between clinicians. Reporting tools are among the functionality of the system to seamlessly empower users to generate reports of interest for administrative and clinical purposes.

The site may change as we endeavour to incorporate suggestions from our Clinical Advisors, particularly in the area of Graphics and Reporting.

Supported Browsers

Please make sure you are using the latest version of [Google Chrome](#) to avail of all CPMS functionalities.



Working for patients with rare, low-prevalence and complex diseases
Share.Care.Cure.

Secure Login

You can Login to the CPMS ERN through the EU Login Authentication Service.

Login via EU Login

To use non-eulogin users, [click here](#) (test only).

- Video: [Getting Set-Up and Logged In to CPMS](#)
- Only ERN members and ERN guest users can be authorised users of the CPMS.
- To access the CPMS, you need to have an EU login. To create an EU login, [click here](#).
- To request authorisation to use the CPMS, [click here](#).
- To request access to the ERN Collaborative Platform (ECP) to exchange non clinical data with the other members of your ERN, [click here](#).
- For more information on the European Reference Networks, please visit [ec.europa.eu](#).

Help & Support

If you have any queries, ideas, suggestions, or need help with an issue please contact ERN-CPMS via email at Sante-ERN-CPMS-itsupport@ec.europa.eu.

3. Complete the Login process:
Add your mobile phone number

EU Login

One account, many EU services



English (en)



[Create an account](#)

Login

Login

Create an account

[Help for external users](#)

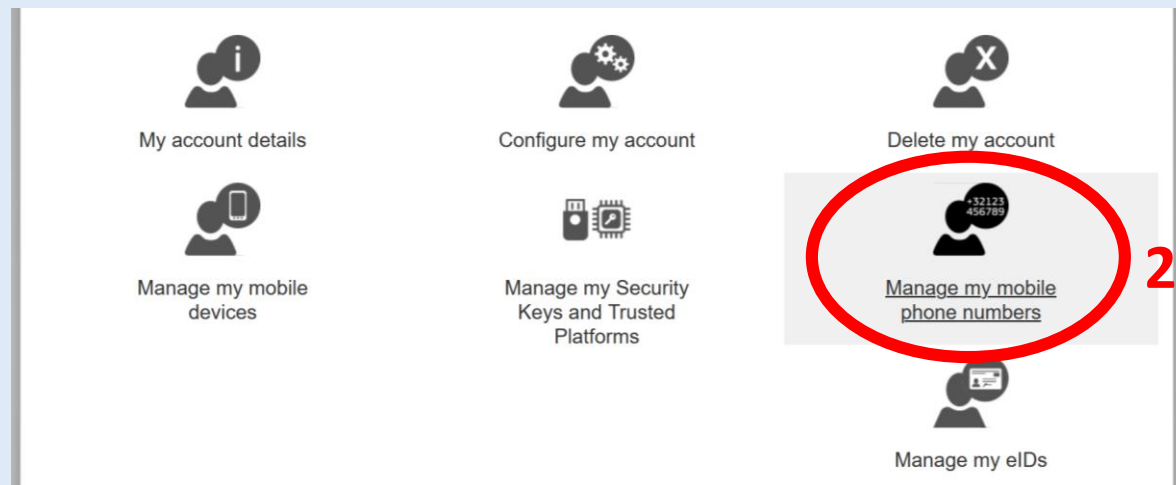
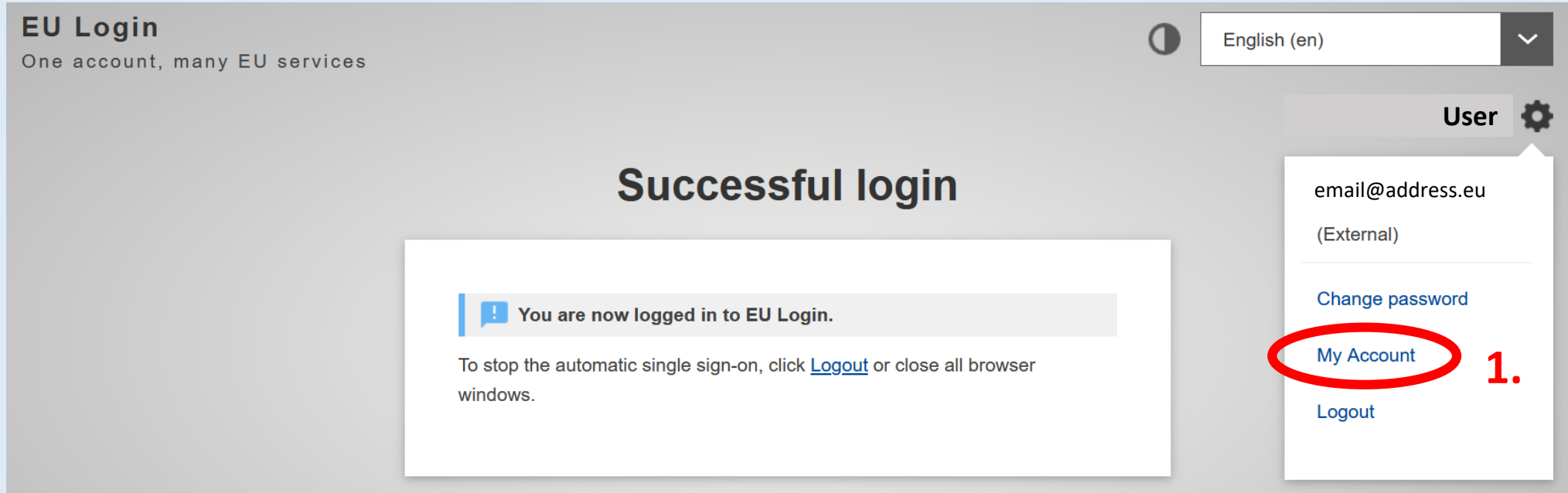
First name

Last name


E-mail

Confirm e-mail

3. Complete the Login process:
Add your mobile phone number



3. Complete the Login process: <https://cpms.ern-net.eu/login/>

 European Reference Networks | ERN

Clinical Patient Management System (CPMS)

IT Platform for Clinical Consultations between ERN Members

The CPMS aims at supporting ERNs in improving the diagnosis and treatment of rare or low prevalence complex diseases across national borders of Member States in Europe.

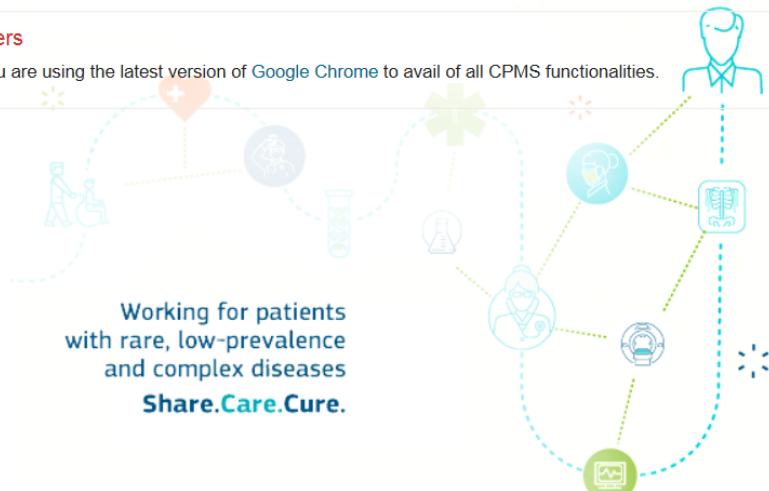
The CPMS is a secure Software as a Service (SaaS) that enables health professionals to enroll patients using comprehensive data models. Health professionals can use the CPMS to collaborate actively and share patient within and across ERNs.

The CPMS is supported by Virtual Communication Tools and DICOM viewers to facilitate the interaction between clinicians. Reporting tools are among the functionality of the system to seamlessly empower users to generate reports of interest for administrative and clinical purposes.

The site may change as we endeavour to incorporate suggestions from our Clinical Advisors, particularly in the area of Graphics and Reporting.

Supported Browsers

Please make sure you are using the latest version of [Google Chrome](#) to avail of all CPMS functionalities.



Working for patients
with rare, low-prevalence
and complex diseases
Share.Care.Cure.

Secure Login

You can Login to the CPMS ERN through the EU Login Authentication Service.

Login via EU Login

To use non-eulogin users, click [here](#).

- [Video: Getting Set-Up and Logged In to CPMS](#)
- Only ERN members and ERN guest users can be authorised users of the CPMS.
- To access the CPMS you need to have an EU login. To create an EU login, [click here](#).
- To request authorisation to use the CPMS, [click here](#).
- To request access to the ERN Collaborative Platform (ECP) to exchange non clinical data with the other members of your ERN, [click here](#).
- For more information on the European Reference Networks, please visit ec.europa.eu.

Help & Support

If you have any queries, ideas, suggestions, or need help with an issue please contact ERN-CPMS via email at Sante-ERN-CPMS-itsupport@ec.europa.eu.

3. Complete the Login process: Enter your data

**First authentication (email
address + password)**

ERN-CPMS requires you to authenticate
Sign in to continue

Welcome back

→ **Your-email@adress.com**
(External)

[Sign in with a different e-mail address?](#)

Password

→

[Lost your password?](#)

Choose your verification method

Mobile Phone + SMS



Mobile phone

→ [Input field for mobile phone number]

International format including country code, e.g. for Belgium: +32 123 45 67 89

Sign in

**Second authentication (Mobile
phone number + SMS challenge)**

ERN-CPMS requires you to authenticate
Sign in to continue

**Authentication by SMS text
challenge**

Enter the *challenge* sent to your mobile phone by
SMS text message. It might take several minutes for
the message to reach your mobile phone.

Mobile phone number

[Input field for mobile phone number]

SMS text challenge

[Input field for SMS text challenge]

Sign in

4. Set CPMS Preferences: Choose your areas of expertise

! The first time you login, please choose the thematic areas of your expertise. This is essential for other users to be able to find your name and invite you to their panels.

CPMS | RARE-LIVER - Hepatological Dis...

ER

1.

2.

3.

4.

Update ERN Preferences

ERN Thematic Areas	I'm a specialist in:
None	<input type="checkbox"/>
Primary Biliary Cholangitis (PBC, formerly Primary Biliary Cirrhosis)	<input type="checkbox"/>
Autoimmune Hepatitis (AIH)	<input checked="" type="checkbox"/>
Primary Sclerosing Cholangitis (PSC)	<input checked="" type="checkbox"/>
IgG4 Disease	<input type="checkbox"/>
Genetic Cholestatic Disease	<input checked="" type="checkbox"/>
Biliary Atresia	<input checked="" type="checkbox"/>
Choledochal Cyst	<input type="checkbox"/>
Alpha-1 Anti-Trypsin (A1AT) disease	<input checked="" type="checkbox"/>
Wilson's Disease	<input checked="" type="checkbox"/>
Cystic Liver Disease	<input type="checkbox"/>
Vascular Liver Disease	<input checked="" type="checkbox"/>
Intrahepatic Cholangiocarcinoma	<input type="checkbox"/>

5. Start working with the CPMS!

This should be it. Thanks for your contribution!

**In case of any questions, please contact us at
ern.rareliver@uke.de**